



Resolution

# Dermatology claims in general practice

NHS Resolution

[nhsr.safety@nhs.net](mailto:nhsr.safety@nhs.net)

 **@NHSResolution**

[Advise](#) / [Resolve](#) / [Learn](#)

# Claims related to dermatology

From 1 April 2013 until 31 March 2023  
NHS Resolution received 226 claims  
relating to dermatology across the general  
practice indemnity schemes.

**39** were closed with damages paid. The  
sum of total damages is **£1,849,444**.

**226**

**Claims received  
Between 2013-2023**

**39**

Claims were closed with damages paid

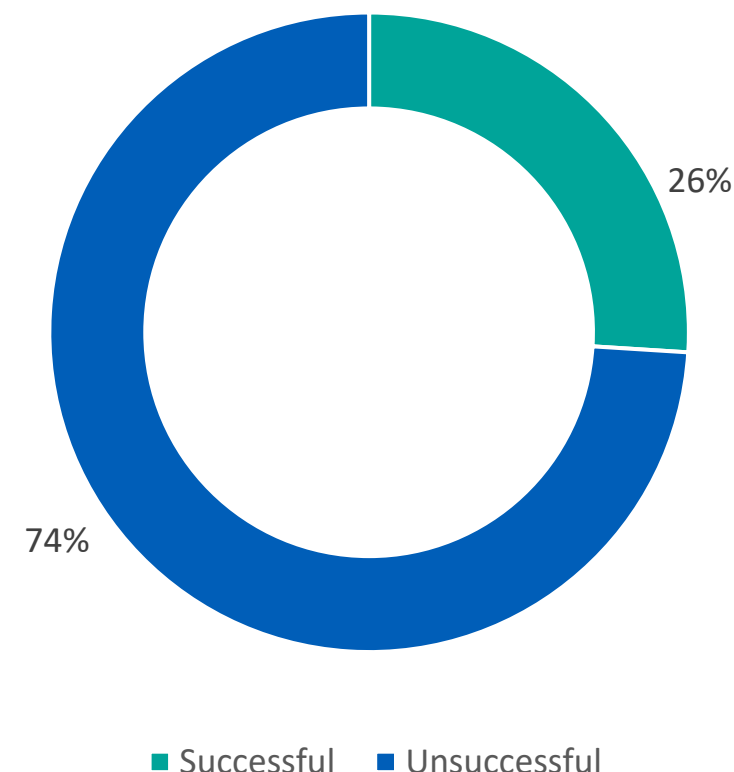
**111**

Claims were settled with no damages paid

**76**

Claims remain open

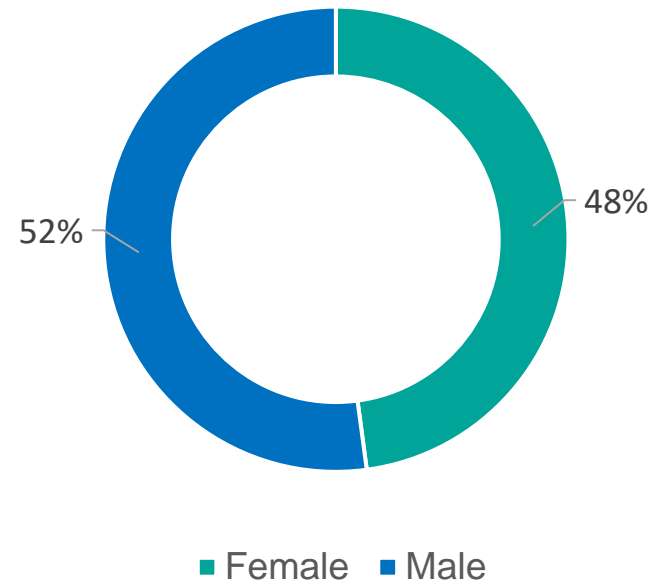
ELSGP CNSGP claims by  
outcome



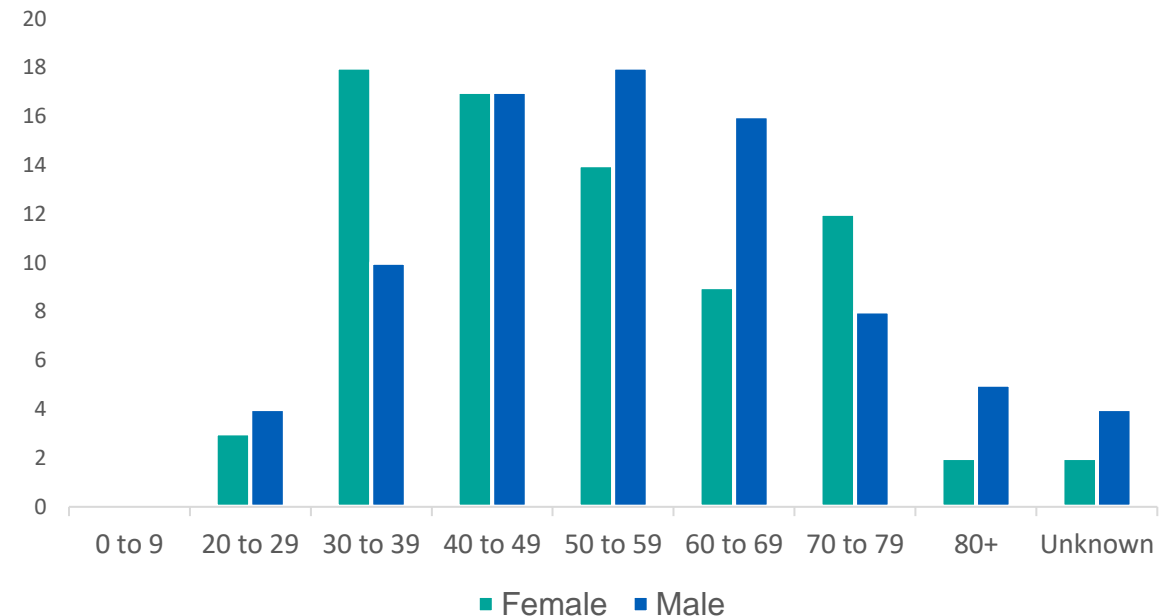
# GP dermatology claims by claimant gender

**Resolution**

ELSGP CNSGP gender split for closed/settled dermatology claims

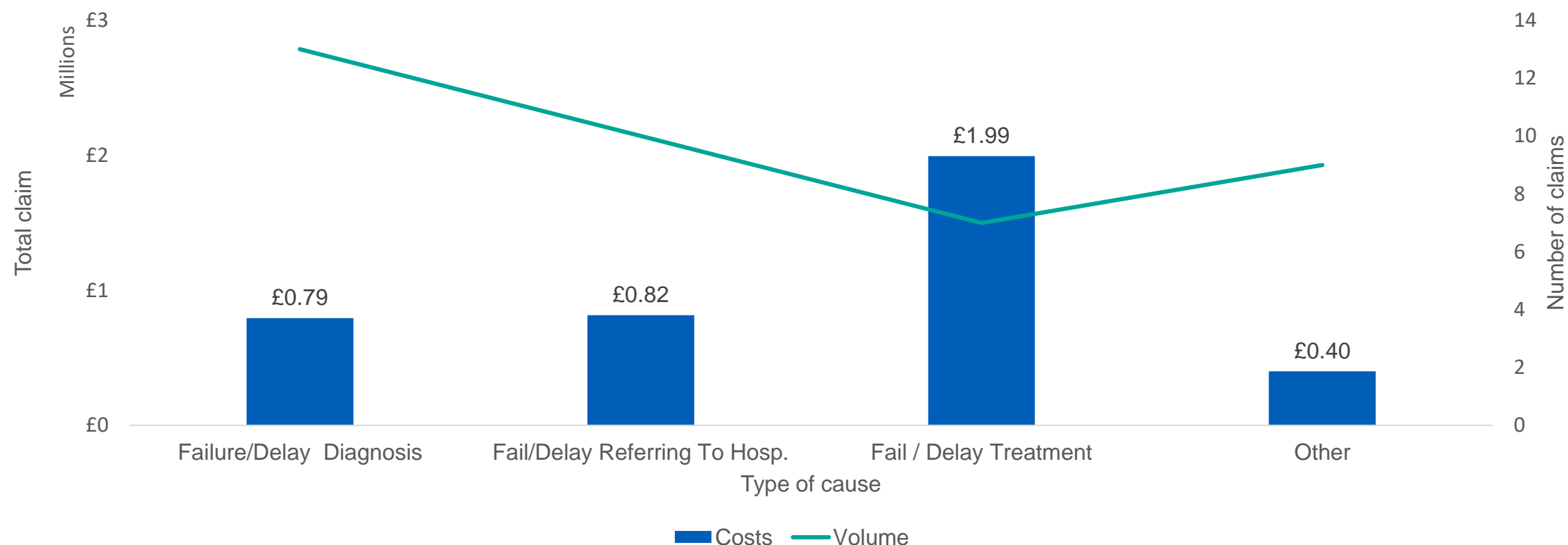


ELSGP CNSGP age and gender split for closed/settled dermatology claims



# GP dermatology claims by cause

ELSGP CNSGP closed settled dermatology claims by cause, total claim and total number of claims

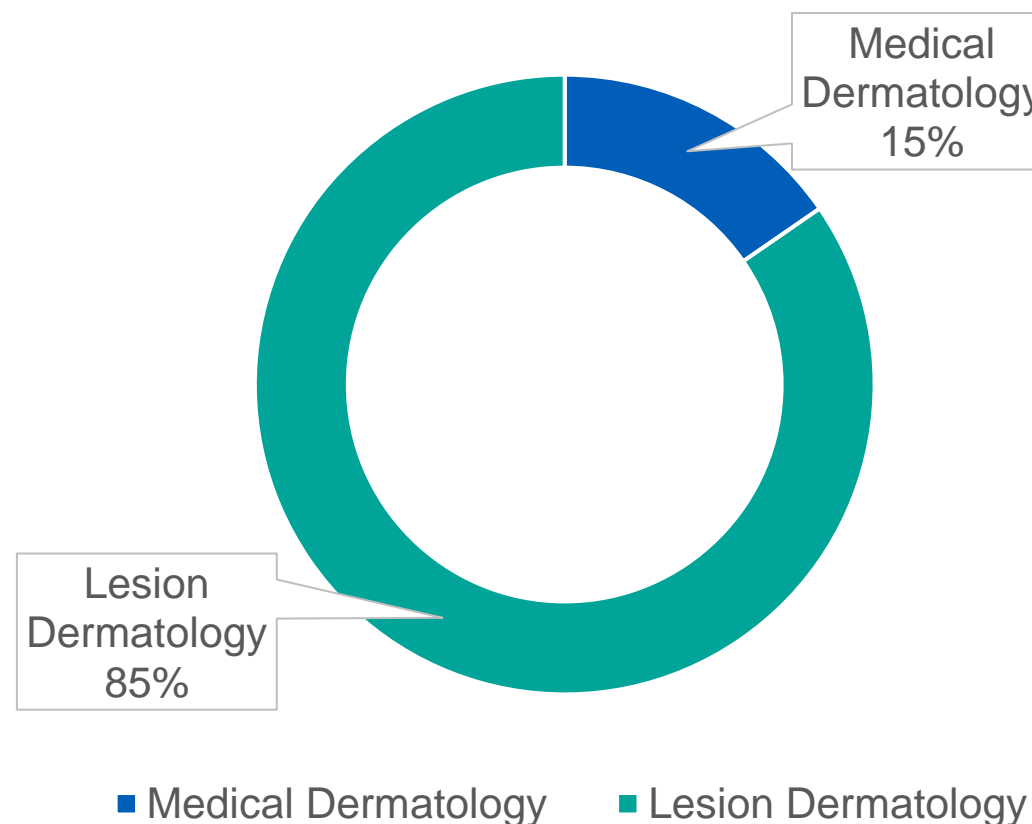


# Dermatology claims by type

Of the claims received, **85%** were related to lesion dermatology.

Most commonly malignant or metastatic melanoma followed by basal cell and squamous cell carcinoma.

ELSGP CNSGP closed settled paid dermatology claims by dermatology type



# Illustrative case study

As you read about this incident, please ask yourself;

- Could this happen in my organisation?
- Who could I share this with?
- What can we learn from this?

## 1. Situation

30 year old male, had been seen regularly by GP over 18 months with changing lesion on his torso.

Incident form submitted by dermatology.

## 2. Background

The patient reported a raised mole and was reassured that it was benign. Over several visits, the mole continued to change until the GP completed a biopsy.

The histology report identified that the mole was malignant and a 2 Week Wait (2WW) referral was sent to Dermatology.

## 3. Assessment

Dermatology were critical that the patient had not been referred earlier in adherence with local and national guidelines. Further biopsy was required as well as lymph node removal.

## 4. Outcome

The patient pursued a claim for the delayed diagnosis of cancer and more extensive treatment required as a result of the 18-month delay. Claim settled for circa £40,000.

To see additional learning resources, please  
visit our website:  
<https://resolution.nhs.uk/resources>

 **@NHSResolution**